

S218W

2500 W
2x 18" ACTIVE
SELF-POWERED
SUBWOOFER

Nítid-S



INTEGRATED POWER & CONTROL WITH MULTIPLE PRESETS



INTEGRATED CARDIOID PRESETS



REAR PANEL TOUCHSCREEN GUI OPERATION



HIGH RESISTANCE POLYUREA® FINISH



EASY RIGGING & INSTALLATION ACCESSORIES

Dive into the sonic depths with Nítid S218W. This double 18" marvel seamlessly integrates Xcellence features while maintaining a budget-friendly profile. As it redefines bass, expect unparalleled resonance and a unique amplification signature. A symphony of power and precision awaits.

KEY FEATURES

TRANSDUCER TECHNOLOGY

Active subwoofer comprising two direct radiating 4-inch voice coil, 18" loudspeakers front loaded in a bass-reflex tuned enclosure with laminar ports.

AMPLIFICATION

Onboard 2500 W 3rd generation Class D amplification.

Universal switch mode power supply (SMPS) with Power Factor Correction (PFC), allowing constant power delivery from 85 to 265 VAC input and high efficiency (>90%), with extremely compact lightweight form factor.

Automatic EcoMode low power consumption mode when no signal input present.

Connectors mounted on an inclined, recessed moulded connector plate for improved security and environmental protection.

Double PowerCon® connectors (input & link).

ADVANCED DSP SYSTEM CONTROL

Onboard 64-bit precision DSP loudspeaker system control manages amplifier gain and cross-over settings, peak and thermal limiters and mutes. Includes adjustable 294 ms / 100 m delay line for extensive alignment delay and 5-band fully configurable parametric EQ.

High-order FIR filtering ensures fully phase coherent PEQ adjustment and absolute phase alignment of common cabinet couplings.

Extensively R&D'd factory presets provide instantaneous system configuration for common applications, including cardioid presets. A default preset perfectly phase aligns the subwoofer with any of the S-series active two-way systems.

Operation and monitoring of system parameters, presets and user-adjustments is via Amate Audio's unique rear-panel 3.5" TFT colour touchscreen GUI.

DESIGN & ACCESSORIES

Recessed ergonomic carry handles and wheels for easy handling.

Exclusive 2mm black mesh speaker grilles with optimum perforation gradient and aesthetic appearance.

Multilayer birch plywood cabinet with Polyurea® coating, providing maximum robustness and strength for touring, events production, venue installation and other highly demanding applications.

M20 plate socket provided at the top side for 2-way enclosure coupling.

M10 thread at the lateral side for X212AFD stacking.

S218W

2500 W
2x 18" ACTIVE
SELF-POWERED
SUBWOOFER


Nítid-S



TECHNICAL FEATURES

| | |
|----------------------------|---------------------------------------------------------------------------|
| Amplifier (program) | 2500 W Class D |
| Input sensitivity | 2 dBu - 1 V |
| Input impedance | 50 kΩ Balanced |
| Mains | Universal Switch Mode Power Supply 85-265 V/ 45-65 Hz |
| Average current draw | 4.5 A (Heavy duty musical program) |
| SPL(1m) | 137 dB musical program, 140 dB peak |
| Built-in DSP | 64-bit processing unit. Includes factory presets |
| AD/DA converters | 24 bit - 48 kHz |
| Standby mode consumption | 8 W @230VAC |
| Adjustable delay line | 294 ms / 100 m |
| Crossover frequency | 80 Hz / 90 Hz / 100 Hz |
| Frequency Response (-10dB) | 30 Hz - 130 Hz (LPF100) |
| Components (LF) | 2x 18" woofers (4" voice coil) |
| Directivity (-6dB) | Omnidirectional |
| Directivity factor (Q) | 1 |
| Directivity Index (DI) | 0 dB |
| Weight | 112 Kg |
| Dimensions (H x W x D) | 1116 x 750 x 780 mm |
| Finish | Multilayer birch plywood with high resistant black Polyurea® coating |
| Grille | 2 mm powder coated steel with black acoustic mesh |
| Rigging | No |
| Connectors | 1x XLR input / 1x XLR link / 1x AC PowerCon® input / 1x AC PowerCon® link |

DISCOVER NÍTID



UNIQUE DESIGN

New S-series models build on the success, innovation and best-in-class performance of the original Nítid designs with improved features including a recessed moulded connector plate, more highly stylised form factor and improved robustness of the world's most acoustically transparent pro-audio speaker grille.



THE PERFECT BALANCE

An ongoing programme of research and development ensures that Nítid series loudspeakers continue to achieve the highest levels of output and performance from the most compact sized designs, in an unrivalled synthesis of engineering and aesthetic form.



TOP VIEW



BOTTOM VIEW



FRONTAL VIEW WITHOUT GRILLE



SIDE VIEW



REAR VIEW

S218W

2500 W
2x 18" ACTIVE
SELF-POWERED
SUBWOOFER

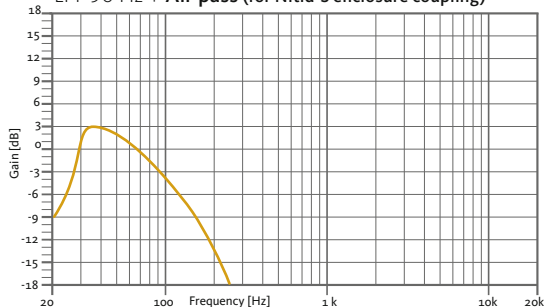
NITID-S



BUILT-IN PRESETS

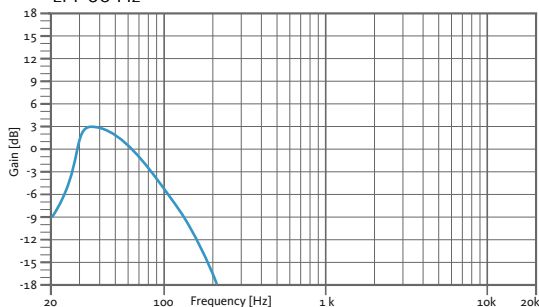
S-ALIGNED

LPF 90 Hz + All-pass (for Nitid-S enclosure coupling)



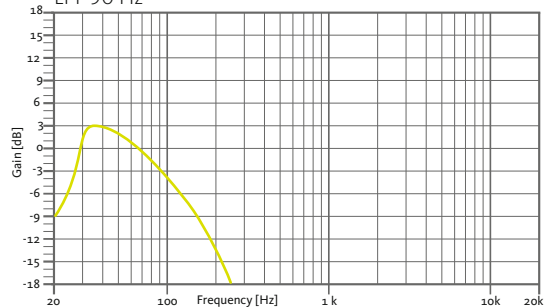
LPF80

LPF 80 Hz



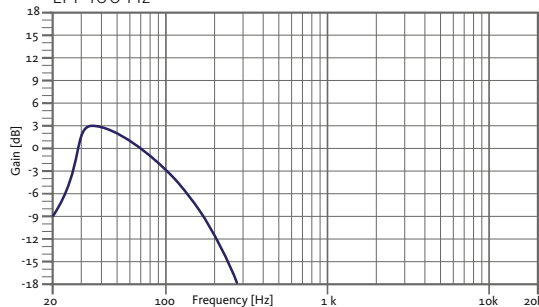
LPF90

LPF 90 Hz

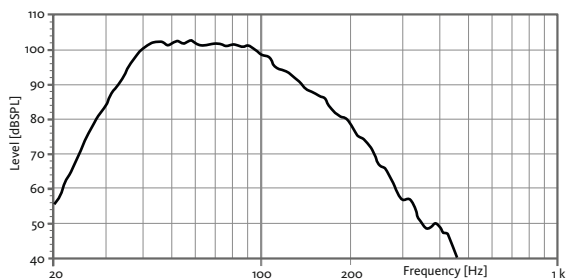


LPF100

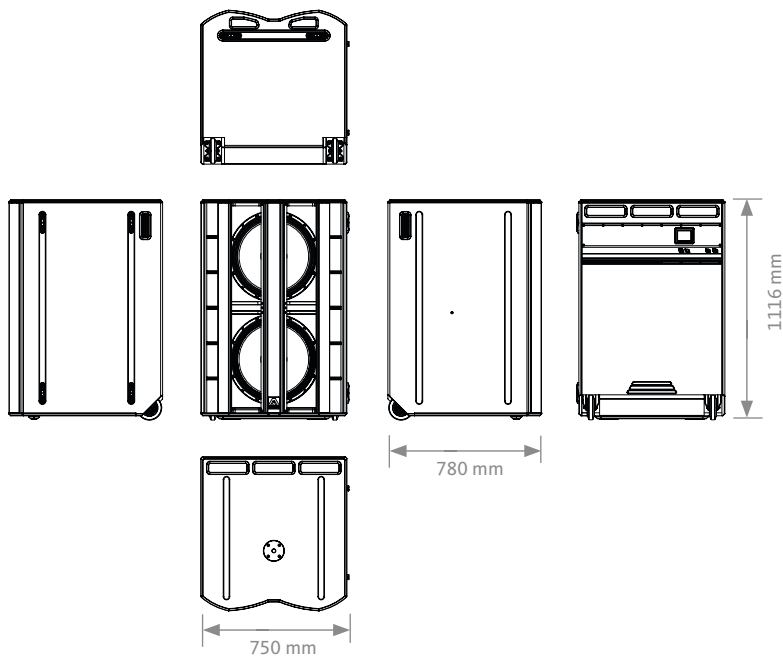
LPF 100 Hz



FREQUENCY RESPONSE 1w/1m (LPF100 PRESET)

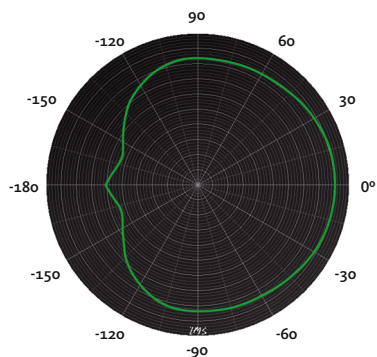


CAD DRAWING SCHEME



EASY CARDIOID CONFIGURATION THROUGH DEDICATED PRESETS

63 Hz



S218W

2500 W
2x 18" ACTIVE
SELF-POWERED
SUBWOOFER

NiTiD-S



ACCESSORIES

DISTANCE ROD M20
SP-CRTL
Ø: 35 mm
Length: 55 cm ~ 90 cm
Thread: M20



PROTECTION COVER
NC-XW218



TOUCHSCREEN CONTROL



Amate Audio's latest generation DSP System management is integrated with 3rd generation Class D amplification. Colour touchscreen operation and monitoring of DSP System includes access to powerful presets - engineered by Amate Audio R&D team - that instantly configure your NiTiD loudspeaker for the majority of common application environments within seconds, prior to rigging or installation.